

RTI 950-096 SERIES TEST FIXTURES



PRODUCT DATA SHEET

INTRODUCTION:

The 950-096 series offers a complete family of sockets and test fixtures for topside and back-side test of low pin count devices including micro-probing, backside emission, and heated sockets for temperature testing and liquid crystal testing. A complete unit consists of a universal fixture base (a), a universal mini card and socket (b), a dedicated FA or Eng socket lid (c), and a fixture base clip on or screw down lid (d).


The 950-096 fixtures use a 100-pin Yamaichi connector to interface to RTI's switch / break-out boxes, RTI's and third party curve trace systems, functional test systems, and other common FA test equipment. An optional bottom-side connector can be added to allow the test fixtures to plug into dedicated fixtures mounted on probe stations and other test equipment. (see 900-384 fixtures) Custom fixtures are also available for other connector and cable systems.

MINI CARDS:

The value of the 950-096 series comes from the customizable FA test sockets and mini cards. Mini cards are small 96pin daughter cards that hold the socket and optional heated/cooled assembly. The mini card assembly then interfaces through a pogo pin block or ZIF interface to the 950 standard fixture bases. Fixture bases designed for backside testing will interface with "Backside Test specific" mini-cards only. Fixture bases do not include mini cards, sockets, or lids. Provisions for filter capacitors are also included. Mini cards can also be used as stand alone break out boards for bench testing or as a direct interface to the device under test.

TYPICAL APPLICATIONS:


- ◆ Designed for RTI's FA/Engineering Test Sockets
(Also available for most Plastronics and Yamaichi Burn-in sockets up to 96 pins)
- ◆ Small Size: 2.5" square mini card / 5.5" square fixture base
- ◆ Any pin can be tied to ground or V+ using solder bridges
- ◆ Small 0402 SMT components can be added between any pin and ground or V+
- ◆ Available with or without headers
- ◆ Space for filter capacitors





RTI 950-096 SERIES TEST FIXTURES

PRODUCT DATA SHEET (CONTINUED) - CUSTOM OPTIONS




950-096 ZIF mini card with female terminals on top


950-096 ZIF fixture base with connectors on top and bottom



Mini card with extension to allow access to all DUT pins. Can be used stand-alone or with the 950-096 base.



950-096 fixture with modified mini card to allow additional access to DUT Pins.



950-096 fixture with modified mini card to allow RF measurements on a hybrid RF module.



RTI 950-096 SERIES TEST FIXTURES


PRODUCT DATA SHEET (CONTINUED) - DEDICATED CARDS & COMPATIBILITY

DEDICATED 950-096 MINI CARDS:

Lower cost dedicated 950 fixtures are also available when only a few package types are being tested. These have all of the features found on the universal fixtures, but are for a single package type only.

950 COMPATIBILITY:

The 950-096 family of fixtures will directly interface to RTI's Curve Tracing test equipment. The low profile 950 fixture is highly compact and easily fits under a microscope or in a black box. Fixtures are also compatible with the versatile 950-384 pin motherboard interfaces. The 100 pin, 96 channel connector makes it highly versital, allowing it to interface with many third party testers.



950-096 Dedicated Fixture Base and Mini Card



950-096 Fixture Mounted on a 950-384 Connector Motherboard



950-096 Dedicated Fixture Mounted on a RTI MultiTrace Test System and Connected to a Black Box For Microscope Use




RTI 950-096 SERIES TEST FIXTURES

PRODUCT DATA SHEET (CONTINUED) - INTERFACING AND HEATED OPTIONS

INTERFACING:

All 950-096 fixture bases use 96 channel Yamaichi cables to interface with test equipment and other peripherals. All products are RoHS compliant. Connectors are offered on the top and bottom of the fixture base, allowing the 950 to stand alone, or connect directly to a tester or other adapter.




Yamaichi 96 channel ribbon cable connector

HEATED OPTIONS:


Heated mini cards and socket lids have a built in copper heating element and temperature-sensing device (RTD or Thermistor). A RTI temperature controller is required for the operation of heated equipment (See S6-02). A heated fixture base is required for heated mini cards. Heated mini cards rely on the fixture base to power and monitor temperature. Heated lids connect directly to the temperature controller and do not require a heated fixture base. Due to its unique design, a standard fixture base cannot be upgraded later to a heated fixture base. Available sockets for heated applications include the standard 900-1133 and 900-1141 series. (See S2-DS1)



910-1017C heated lid that connects directly to a temperature controller



950-096 backside fixture base with connector for the cable to the RTI 9002A temperature controller



Contact pins to heat mini card and monitor temperature



Bottom of 950-096 mini card shown here with contacts for heated socket base